

REP-REP-RAE9017M57T2-1711031 Removing and installing/replacing fan cowl with electric fan, VIN: XXXXXXXX

ISTA system version	4.02.14.17970	Data version	R4.02.14.17970	Programming data	-
VIN	XXXXXXXX	Vehicle	3/E90/SEDAN/335d/M57/AUTO/US/LL/2010/09		
Int.lev.works	-	Int.lev.(cur.)	-	Int.lev.(tar.)	-
Mileage	0 km				


17 11 031

Removing and installing/replacing fan cowl with electric fan



Necessary preliminary work:

- Read out the fault memory of the DDE control unit
- Switch off ignition
- Remove [intake port](#)
- Automatic only:
Remove front [underbody protection](#)



Automatic only:

Release screw.



Unclip hose (1) from fan cowl.

Unlock connector (1) and remove.

Unclip line (2) from fan cowl.

Detach cable strap.

Release screw (3).



Unlock catch in direction of arrow.
Remove fan cowl (1) towards top.



Note:
Clear diagnostic fault entries from fault memory.
Reassemble the vehicle.