


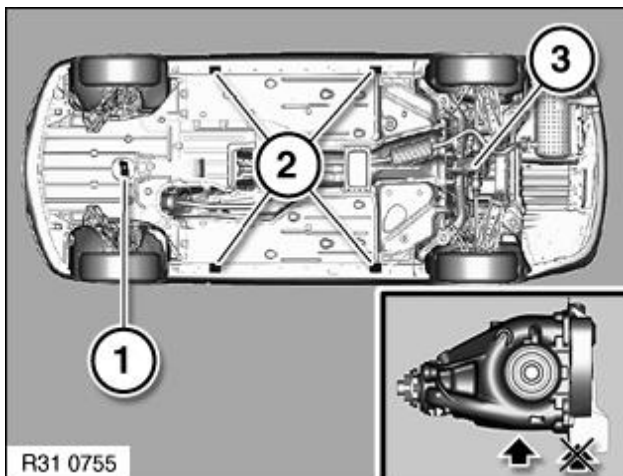
## 00 ... .. Raising vehicle with trolley jack



### **Important!**

Observe the following trolley-jack-related instructions:

1. Use only BMW-distributed/approved trolley jacks which have rubber plate contact points.
2. Trolley jacks must be regularly serviced and always checked for functional reliability before they are used!
3. Check the rubber plate on the trolley jack prior to each use, replacing if necessary.




### **Warning!**

The vehicle may be raised with a trolley jack only at the following jacking points!

- 1 Car jacking point on reinforcement strut (rear-wheel drive)
- 2 Side car jacking points
- 3 Rear differential

Risk of damage: It is not permitted to raise the vehicle at the rear differential cover!



1 Car jacking point on front axle carrier (all-wheel drive)