




















































No.	Control unit	ID code	Fixed indicator lamp	Variable indicator lamp	Check Control message	Message in Central Information Display
02	AFS	321			Active steering deactivated!	Active steering deactivated. Steering behaviour altered. Steering wheel may be at an angle. Possible to continue the journey. Steer with care.
03	AHM	4			Trailer, parking light, left! Check	
04	AHM	5			Trailer, side light, right! Check	
05	AHM	6			Trailer, direction indicator light, left! Check	
06	AHM	7			Trailer, direction indicator light, right! Check	
07	AHM	8			Trailer, brake lights! Check	
08	AHM	9			Trailer, fog light! Check	
09	AHM	75			Trailer electrics failed!	Trailer electrics failed. Trailer lights affected. Have the problem checked by the nearest BMW Service.
10	AHM	90			Trailer reversing light!	
11	CAS	14			Door open!	












No.	Control unit	ID code	Fixed indicator lamp	Variable indicator lamp	Check Control message	Message in Central Information Display
12	CAS	15			Door open!	
13	CAS	16			Door open!	
14	CAS	17			Door open!	
15	CAS	18			Bonnet open! Stop carefully	Bonnet open. Bonnet is not locked. Risk of accident! Stop and close bonnet.
16	CAS	21			Ignition problems!	The engine may only be started with the brake pedal depressed. Contact the nearest BMW Service.
17	CAS	22			Starter motor! Do not stop engine	Starter defective! Engine cannot be restarted. Have the problem checked by the nearest BMW Service.
18	CAS	38			Wrong remote control!	The remote control used does not match the vehicle. Please check.
19	CAS	40			Press brake to start engine	
20	CAS	65			Charge key/ remote control battery!	Battery is automatically recharged in ignition over a longer journey.
21	CAS	66			Remote control! Engine will not start.	Remote control not present or faulty. Engine cannot be started. Refer to Owner's Handbook.














No.	Control unit	ID code	Fixed indicator lamp	Variable indicator lamp	Check Control message	Message in Central Information Display
22	CAS	67			Remote control battery discharged.	Batteries of remote control with integrated key run down. Replace batteries, see Owner's Handbook.
23	CAS	68			Batteries of remote control for stationary functions!	Batteries of remote control for stationary functions run down. Replace batteries, see Owner's Handbook.
24	CAS	186			ELV! Do not turn off engine	Electric steering lock (ELV) faulty. ELV is no longer released after turning off engine. Engine cannot be started. Do not turn off if engine is running.
25	CAS	187			ELV blocked! Move steering wheel	The "electric steering lock" ELV blocks the engine start function. Move steering wheel so that engine can be started.
26	CAS	205			Remote control! Do not turn off engine	Remote control not in ignition. It may be possible that the engine cannot be restarted, therefore do not turn off. Have the problem checked by the nearest BMW Service.
27	CAS	206			Next time button is pressed: starts engine!	Attention engine start! Keep clear of moving parts in engine compartment. Risk of injury!
28	CAS	208			Comfort access deactivated!	Comfort access deactivated.
29	CAS	209			Remote control inside vehicle!	Remote control inside vehicle. Locking/securing the vehicle from outside is not possible. Remove the remote control from the vehicle.

No.	Control unit	ID code	Fixed indicator lamp	Variable indicator lamp	Check Control message	Message in Central Information Display
30	CAS	217			No remote control!	Remote control not in proximity of vehicle. Locking/securing not possible. Please carry the remote control on your person.
31	CAS	303			Press clutch to start engine	
32	CAS	335			Ignition switched on	
33	CAS	347			Position R, N, D may not be possible	Malfunction Position R, N, D may not be possible! Activate emergency release for selector lever if necessary. Refer to Owner's Handbook. Have the problem checked by the nearest BMW Service.
34	CAS	348			Engage position P before leaving vehicle	Engage stage P before leaving vehicle. Possible malfunction in ignition or transmission/selector lever. Have the problem checked by the nearest BMW Service.
35	CAS	349			Ignition can only be turned off in position P!	
36	CAS CVM	19			Boot open!	
37	DME1_ DDE1	25			Preheating! Please wait	
38	DME1_ DDE1	26			Cruise control defective	Cruise control failed. Possible to continue journey. Have the problem checked by the nearest BMW Service.












No.	Control unit	ID code	Fixed indicator lamp	Variable indicator lamp	Check Control message	Message in Central Information Display
39	DME1_ DDE1	27			Engine oil level! Top up engine oil	Engine oil at minimum level. At the next opportunity top up with 1 litre engine oil, see Owner's Handbook.
40	DME1_ DDE1	28			Engine oil level! Top up engine oil	Engine oil below minimum level. At the next opportunity top up with 1 litre engine oil, see Owner's Handbook.
41	DME1_ DDE1	29			Engine problem! Loss of power	Engine problem Full engine power no longer available. Drive carefully. Have the problem checked by the nearest BMW Service.
42	DME1_ DDE1	30			Engine! Stop carefully	Engine problem. Continuing driving can cause engine damage. Stop and turn off engine. Contact nearest BMW Service.
43	DME1_ DDE1	31			Increased emissions!	Engine problem influencing exhaust emissions. Have checked by your BMW Service as soon as possible.
44	DME1_ DDE1	32			Fuel filler cap open!	Fuel filler cap. Fuel or fuel vapours may escape. Check whether fuel filler cap is closed and locked properly.
45	DME1_ DDE1	33			Engine problem! Drive carefully	Engine problem. Increased engine load can damage catalytic converter. Drive at low engine load. Have checked by nearest BMW Service.
46	DME1_ DDE1	34				












No.	Control unit	ID code	Fixed indicator lamp	Variable indicator lamp	Check Control message	Message in Central Information Display
47	DME1_ DDE1	39			Engine overheating! Stop carefully	Engine overheating. Turn off engine and allow to cool down. Do not open bonnet, danger of scalding. Risk of scalding! Contact the nearest BMW Service.
48	DME1_ DDE1	49			Particle filter fault!	Particle filter malfunction. Possible to continue journey. Have the problem checked by the nearest BMW Service.
49	DME1_ DDE1	148			Brake light control failed!	Brake light failed. Have the problem checked by the nearest BMW Service.
50	DME1_ DDE1	182			Oil level sensor malfunction!	Oil level sensor malfunction! Have the problem checked by BMW Service as soon as possible.
51	DME1_ DDE1	212			Engine oil pressure! Stop carefully	Engine oil pressure too low. Engine damage possible. Turn off engine. Not possible to continue journey. Contact the nearest BMW Service.
52	DME1_ DDE1	213			Battery not charged!	Alternator malfunction. Battery is no longer charged. Switch off unnecessary electric loads. Have checked by nearest BMW Service.
53	DME1_ DDE1	220			Increased battery discharge!	High rate of battery discharge with engine stationary. It may not be possible to restart engine. Switch off unnecessary electric loads. Have the problem checked by BMW Service.
54	DME1_ DDE1	229			Battery charge very low!	Battery charge very low. Recharge by driving or using external charger. Automatic electric load will soon shut down!






No.	Control unit	ID code	Fixed indicator lamp	Variable indicator lamp	Check Control message	Message in Central Information Display
55	DME1_ DDE1	247			Battery monitoring failed!	Automatic monitoring of battery charge status failed. Have the problem checked by BMW Service.
56	DME1_ DDE1	257			Engine too hot! Drive carefully	Engine temperature too high Drive with moderation to allow the engine to cool down. If problem recurs, contact BMW Service.
57	DME1_ DDE1	304			Battery! Check	Battery aged. Have checked by your BMW Service.
58	DME1_ DDE1	305			Battery terminals! Check	Battery not securely connected. Electrical power supply endangered. Have the problem checked by the nearest BMW Service.
59	DME1_ DDE1	306			Battery charge very low!	Battery charge very low. Electric convenience functions switched off to relieve load on battery. These functions will be available again after recharging the battery.
60	DSC module	24			DSC failed! Drive carefully	DBC failure. nNo additional DBC assistance while emergency braking. Drive moderately.  Have the problem checked by BMW Service as soon as possible.
61	DSC module	35			DSC failed! Drive carefully	DSC failed. Restricted driving stability when accelerating and cornering. Drive carefully.  Have the problem checked by BMW Service as soon as possible.
62	DSC module	36			DSC deactivated!	You have switched off DSC. Reduced driving stability when cornering and accelerating.







No.	Control unit	ID code	Fixed indicator lamp	Variable indicator lamp	Check Control message	Message in Central Information Display
63	DSC module	71			Brake pads! Replace	The brake pads are worn. Have replaced by nearest BMW Service.
64	DSC module	74			Brake fluid! Stop carefully	Insufficient brake fluid. Braking effect reduced. Stop carefully Contact the nearest BMW Service.
65	DSC module	184			DTC activated, DSC restricted!	DTC activated. Dynamic traction control DTC increases forward propulsion on loose ground, reduces driving stability.
66	DSC module	215				
67	DSC module	236			Control systems! Drive carefully	Brake and driving control systems failure. Reduced braking and driving stability. Avoid braking abruptly if possible. Have the problem checked by the nearest BMW Service.
68	DSC module	237			Drive control system! Drive carefully!	Driving stability Driving control system failed. Reduced driving stability when cornering. Drive carefully. Have the problem checked by the nearest BMW Service.
69	DSC module	330			HDC currently not available!	HDC not available. Automatic brake intervention deactivated for safety reasons as brakes are overheated. Shift down gear and drive carefully to reduce temperature.
70	DSC module	331			HDC active!	





















No.	Control unit	ID code	Fixed indicator lamp	Variable indicator lamp	Check Control message	Message in Central Information Display
71	DSC module	332			HDC deactivated!	HDC deactivated. Hill Descent Control HDC is deactivated at speed above 60 km/h (37 mph). Reactivation possible at speed below 35 km/h (22 mph).
72	DSC module	333			No HDC control! Drive slower	HDC not possible! Control range ends at 35 km/h (22 mph). Reduce speed correspondingly in order to use HDC.
73	DSC module	334			End of assembly line: Standardize RPA	End of assembly line mode: Tyre failure indicator must be standardized! Refer to Owner's Handbook.
74	DSC module	336				
75	DSC module	352			Brakes too hot! Allow to cool down	Brakes too hot Critical temperature as the result of high permanent load. Danger of reduced braking effect! Allow brakes to cool down. Stop if necessary.
76	DSC module	353			Brakes overheated! Allow to cool down	Brakes overheated. Critical temperature exceeded. Braking effect no longer guaranteed. Stop at the next opportunity and allow brakes to cool down significantly.
77	DSC module	354			Start-off assistance inactive!	Start-off assistance inactive Caution, vehicle may roll back! Have checked by your BMW Service at the next opportunity.
78	DSC module (EBV/CBC)	42			Control systems! Drive carefully	Brake and driving control systems failure. Drive with moderation and avoid hard braking. Have the problem checked by the nearest BMW Service.



No.	Control unit	ID code	Fixed indicator lamp	Variable indicator lamp	Check Control message	Message in Central Information Display
79	DSC module (RPA)	50			Tyre failure indicator failed!	Tyre failure indicator failed. Tyre failure is not detected. Have the problem checked by BMW Service as soon as possible.
80	DSC module (RPA)	63			Tyre failure!	Tyre failure. Stop carefully. Refer to Owner's Handbook for wheel change procedure. Runflat tyres: Possible to continue driving at max. speed of 80 km/h for limited distance, see Owner's Handbook. Have tyres checked by the nearest BMW Service .
81	DXC	350			4x4 system defective! Drive carefully	4x4 system defective. Driving stability restricted. Drive with moderation. Have the problem checked by BMW Service as soon as possible.
82	DXC	351			4x4 system and DSC failed!	4x4 system and DSC failed!. Driving stability restricted. Drive with moderation. Have the problem checked by BMW Service as soon as possible.
83	DXC	369			4x4 system, DSC and ABS failed!	4x4 system, DSC and ABS failed. Driving stability restricted. Drive with moderation. Have the problem checked by BMW Service as soon as possible.
84	DXC	370			4x4 system, DSC, ABS and EMERGENCY EBV failed!	4x4 system, DSC, ABS and EMERGENCY EBV failed! Driving stability restricted. Drive with moderation. Have checked immediately by your BMW Service.
85	EGS_SSG	104			Gearbox temperature! Drive carefully	Risk of gearbox overheating. Gearshift program with restricted driving active. Avoid high engine load.

No.	Control unit	ID code	Fixed indicator lamp	Variable indicator lamp	Check Control message	Message in Central Information Display
86	EGS_SSG	105			Gearbox temperature! Stop carefully	Transmission overheated. Stop vehicle and engage Park. After gearbox has cooled down, continue driving with moderation. If gearbox overheats again, have the problem checked by the nearest BMW Service.
87	EGS_SSG	171			Transmission malfunction! Drive carefully	Transmission malfunction. Emergency program active. P, R, N, D possible (forwards only in 3rd and 5th gear). Gear may be engaged without braking. Drive with moderation. Have the problem checked by the nearest BMW Service.
88	EGS_SSG	172			Transmission malfunction! Drive carefully	Transmission malfunction. Emergency program active. It may not be possible to engage reverse gear. Reduced acceleration. Drive carefully! Have the problem checked by the nearest BMW Service.
89	EGS_SSG	178			Transmission in position N!	Vehicle not protected against rolling away. Engage gear or apply parking brake.
90	EGS_SSG	248			Gear can be engaged without brake.	Brake signal malfunction. Gear can be engaged without brake. Press brake before engaging gear. Turn off engine before leaving vehicle. Have the problem checked by BMW Service as soon as possible.

No.	Control unit	ID code	Fixed indicator lamp	Variable indicator lamp	Check Control message	Message in Central Information Display
91	EGS_SSG	254			Transmission malfunction! Drive carefully	Transmission malfunction. Emergency program active. Acceleration may be reduced.  Drive carefully. Have the problem checked by the nearest BMW Service.
92	EGS_SSG	287			Clutch overheated!	Clutch overheated. If possible, stop vehicle or drive off at speed.
93	EGS_SSG	288			Transmission malfunction! Drive carefully	Transmission malfunction. Emergency program activated. Only R, N and 1st to 3rd gear available. Have the problem checked by the nearest BMW Service.
94	EGS_SSG	289			Transmission malfunction! Drive carefully	Transmission malfunction. Emergency program activated. Only R, N and 1st to 3rd gear available. Have the problem checked by the nearest BMW Service.
95	EGS_SSG	290			Transmission malfunction! Drive carefully	Transmission malfunction. Possible to continue journey at moderate speed. Journey can no longer be continued after stopping. Contact the nearest BMW Service.
96	EGS_SSG	291			Transmission malfunction! Drive carefully	Transmission malfunction. Emergency program activated. Only D, N and R available. Have the problem checked by the nearest BMW Service.









No.	Control unit	ID code	Fixed indicator lamp	Variable indicator lamp	Check Control message	Message in Central Information Display
97	EGS_SSG	292			Transmission! Re-engage gear	Transmission malfunction! Position N is engaged automatically when vehicle is stationary. Have the problem checked by the nearest BMW Service.
98	EGS_SSG	293			Start: select pos. N and press brake	Before starting the engine press the brake and shift selector lever to position N.
99	EGS_SSG	302			Transmission position P not engaged!	Transmission position P is not engaged! Vehicle may roll away!
100	EGS_SSG	307			Transmission malfunction! Drive carefully	Transmission malfunction. Several functions may be faulty. It is possible to engage gear without applying the brake. Drive with moderation. Have the problem checked by the nearest BMW Service!
101	EGS_SSG	322			Transmission! Teach-in active	
102	EGS_SSG	323			Clutch! Teach-in active	
103	EGS_SSG	325			Transmission in position N!	
104	EGS_SSG	368			Transm. failsafe!	Transm. failsafe! Possible to continue journey. Have the problem checked by the nearest BMW Service!










No.	Control unit	ID code	Fixed indicator lamp	Variable indicator lamp	Check Control message	Message in Central Information Display
105	EHC	45			Level control system failure!	Level control system failure! Ground clearance and driving comfort reduced. Avoid high speed cornering. Have fault checked by BMW Service as soon as possible.
106	EHC	245			Level control System malfunction!	Level control System malfunction. Possible reduction in driving comfort. Have the problem checked by BMW Service.
107	EKP	216			Fuel pump fault! Drive moderately	Fuel pump. Fuel pump fault. Engine may stall. Possible reduction in engine power Drive moderately! Have the problem checked by the nearest BMW Service.
108	EKP	309			Fuel pump!	Fuel pump malfunction. Possible to continue journey. Have the problem checked by the nearest BMW Service
109	EPS	73			EPS inoperative	
110	FRM	87			Rear light, right, failure!	Rear light, right, failure. Have the problem checked by the nearest BMW Service.
111	FRM	88			Dipped beam, left, failure!	Dipped beam, left, failure. Have the problem checked by the nearest BMW Service.
112	FRM	89			Dipped beam, right, failure!	Dipped beam, right, failure. Have the problem checked by the nearest BMW Service.
113	FRM	111			Left licence plate light failed!	Left licence plate light, failure. Have the problem checked by the nearest BMW Service.










No.	Control unit	ID code	Fixed indicator lamp	Variable indicator lamp	Check Control message	Message in Central Information Display
114	FRM	113			Side light switched on!	
115	FRM	114			Left rear fog light defective!	Fog light, rear left, failure Have the problem checked by the nearest BMW Service.
116	FRM	115			Reversing light, right, failure!	Right reversing light failed. Have the problem checked by the nearest BMW Service.
117	FRM	116			Turn indicator, rear left, failure!	Turn indicator, rear left, failure. Have the problem checked by the nearest BMW Service.
118	FRM	117			Reversing light, left, failure!	Reversing light, left, failure. Have the problem checked by the nearest BMW Service.
119	FRM	118			Rear light, right, failure!	Rear light, right, failure. Have the problem checked by the nearest BMW Service.
120	FRM	119			Front right direction indicator failed!	Turn indicator, front right, failure. Have the problem checked by the nearest BMW Service.
121	FRM	120			Dipped beam, left, failure!	Dipped beam, left, failure. Have the problem checked by the nearest BMW Service.
122	FRM	121			Dipped beam, right, failure!	Dipped beam, right, failure. Have the problem checked by the nearest BMW Service.
123	FRM	122			Front left direction indicator failed!	Turn indicator, front left, failure. Have the problem checked by the nearest BMW Service.
124	FRM	123			Right tail light failed!	Rear light, left, failure. Have the problem checked by the nearest BMW Service.











No.	Control unit	ID code	Fixed indicator lamp	Variable indicator lamp	Check Control message	Message in Central Information Display
125	FRM	124			Right direction indicator repeater failed!	Right direction indicator repeater failed . Have the problem checked by the nearest BMW Service.
126	FRM	125			Turn indicator, rear right, failure!	Turn indicator, rear right, failure. Have the problem checked by the nearest BMW Service.
127	FRM	126			Right fog light defective!	Right fog light failed. Have the problem checked by the nearest BMW Service.
128	FRM	127			Side turn indicator, left, failure!	Left direction indicator repeater failed. Have the problem checked by the nearest BMW Service.
129	FRM	128			Left high beam headlight failed!	Left high beam headlight failed. Have the problem checked by the nearest BMW Service.
130	FRM	129			Right rear fog light defective!	Fog light, rear right, failure. Have the problem checked by BMW Service.
131	FRM	130			Right high beam headlight failed!	Right high beam headlight failed. Have the problem checked by the nearest BMW Service.
132	FRM	131			Parking light front left, failure!	Front left side light failed. Have the problem checked by the nearest BMW Service.
133	FRM	132			Front right side light failed!	Front right side light failed. Have the problem checked by the nearest BMW Service.
134	FRM	133			Right tail light failed!	Left tail light failed. Have the problem checked by the nearest BMW Service.





















No.	Control unit	ID code	Fixed indicator lamp	Variable indicator lamp	Check Control message	Message in Central Information Display
135	FRM	134			Right brake light failed!	Right brake light failed. Have the problem checked by the nearest BMW Service.
136	FRM	135			Third brake light failed!	Third brake light failed. Have the problem checked by the nearest BMW Service.
137	FRM	136			Left brake light failed!	Left brake light failed. Have the problem checked by the nearest BMW Service.
138	FRM	137			Right licence plate light failed!	Right licence plate light failed. Have the problem checked by the nearest BMW Service.
139	FRM	138			Left fog light defective!	Left fog light failed. Have the problem checked by the nearest BMW Service.
140	FRM	196			Front right direction indicator failed!	Front right direction indicator failed. Have the problem checked by the nearest BMW Service.
141	FRM	197			Front left direction indicator failed!	Front left direction indicator failed. Have the problem checked by the nearest BMW Service.
142	FRM	231			Light system! Stop carefully	Light system. Indicator lights and possibly direction indicators, fog light, high beam headlight and headlight flasher inoperative. Stop vehicle, check and continue journey cautiously. Have the problem checked by the nearest BMW Service.









No.	Control unit	ID code	Fixed indicator lamp	Variable indicator lamp	Check Control message	Message in Central Information Display
143	FRM	256			Headlight vertical aim control!	Headlight vertical aim control malfunction! Optimum illumination of road not possible headlights may dazzle oncoming traffic. Have the problem checked by BMW Service as soon as possible.
144	FRM	259			Power windows anti-trapping function!	Power windows. Anti-trapping function deactivated.
145	FRM	261			Power windows anti-trapping function!	Power windows. Anti-trapping function failed. Have the problem checked by the nearest BMW Service.
146	FRM	345			Right brake/tail light!	Right brake/tail light failed. Have the problem checked by the nearest BMW Service.
147	FRM	346			Left brake/tail light!	Left brake/tail light failed. Have the problem checked by the nearest BMW Service.
148	FRM	371			Licence plate light failed!	Licence plate light failed. Have the problem checked by the nearest BMW Service.
149	FRM	372			Left brake force light defective	Left brake force light failed. Have the problem checked by the nearest BMW Service.
150	FRM	373			Right brake force light defective	Right brake force light failed. Have the problem checked by the nearest BMW Service.
151	FRM_ ALC	295			Cornering lights failure! !	Adaptive Cornering lights failure! ! Possible to continue journey with caution. Have the problem checked by BMW Service.













No.	Control unit	ID code	Fixed indicator lamp	Variable indicator lamp	Check Control message	Message in Central Information Display
152	JB	164			Washer fluid level too low!	Not enough fluid in washer-fluid reservoir. Top up the washer fluid at the earliest opportunity, see Owner's Handbook.
153	JB	166			Coolant level too low!	Engine coolant level too low. Risk of engine damage. At next opportunity, top up coolant, see Owner's Handbook. Caution: Risk of scalding!
154	JB (instrument cluster)	207			Electronics malfunction! Stop vehicle carefully	Central electronics failure. It is not possible to continue your journey. Contact the nearest BMW Service.
155	Instrument cluster	0			Reports no faults	
156	Instrument cluster	13			Remote control key!	
157	Instrument cluster	37			Trigger	
158	Instrument cluster	41			Service due!	Service due. Unable to inform your BMW Service automatically. Contact your BMW Service.
159	Instrument cluster	55			Release parking brake	
160	Instrument cluster	60			Speedometer display fault!	Speedometer display malfunction. Have the problem checked by the nearest BMW Service.
161	Instrument cluster	62			Speed limit exceeded	

No.	Control unit	ID code	Fixed indicator lamp	Variable indicator lamp	Check Control message	Message in Central Information Display
162	Instrument cluster	78			Speed limit exceeded!	
163	Instrument cluster	79			Outside temperature %s	
164	Instrument cluster	80				
165	Instrument cluster	165			Outside temperature %s	
166	Instrument cluster	167			Set time and date	Battery was disconnected, time and date displays are no longer correct. Reset, see Owner's Handbook.
167	Instrument cluster	258				
168	Instrument cluster	275			Fuel reserve!	
169	Instrument cluster	279			Driver's seat back not engaged!	Driver's seat back not engaged! Increased risk of injury in event of collision, seat belt ineffective! Engage seat back.
170	Instrument cluster	280			Front passenger's seat back not engaged!	Front passenger's seat back not engaged. Increased risk of injury in event of collision, belt ineffective! Engage seat back.
171	Instrument cluster	281			Service due!	












No.	Control unit	ID code	Fixed indicator lamp	Variable indicator lamp	Check Control message	Message in Central Information Display
172	Instrument cluster	282				
173	Instrument cluster	283				
174	Instrument cluster	284			Service overdue!	
175	Instrument cluster	285			No service due	
176	Instrument cluster	286			Range %s	
177	Instrument cluster	301			Seat backrest monitoring defective!	Seat backrest monitoring failed. Lock backrest. Have the problem checked by the nearest BMW Service.
178	Instrument cluster	308				
179	LDM	1			ACC inactive! Drive moderately	Active cruise control. ACC inactive due to slippery conditions. Keep your distance and drive moderately! Activate ACC as required under appropriate driving conditions.
180	LDM	2			ACC inactive! Keep your distance	Active cruise control. ACC inactive Active Cruise Control (ACC) not available. Keep your distance! Wipe the sensor clean at the next opportunity, see Owner's Handbook.






No.	Control unit	ID code	Fixed indicator lamp	Variable indicator lamp	Check Control message	Message in Central Information Display
181	LDM	3			ACC failure! Keep your distance	Active cruise control. ACC deactivated. Keep your distance! Have the problem checked by BMW Service.
182	LDM	59			ACC deactivated! ! Parking brake	Active Cruise Control ACC deactivated due to operation of parking brake. Reactivate ACC if desired.
183	LDM	69			ACC inactive! Keep your distance	Active Cruise Control (ACC) is inactive below approximately 20 mph (30 km/h). Keep your distance! Reactivate ACC if required.
184	LDM	85			ACC inactive! Excessive braking	Active cruise control (ACC) inactive due to long hill descent. Keep your distance! Reactivate ACC if required.
185	LDM	176			ACC fault! Keep your distance	Sensor of Active Cruise Control ACC possibly dirty. Detection of preceding vehicles restricted (see Owner's Handbook). Keep your distance!
186	LDM	276			Engine speed! Select higher gear	Engine speed too high. Select a higher gear if driving situation permits.
187	LDM	277			ACC inactive! Keep your distance	Active cruise control deactivated: Selected gear inappropriate for driving situation. Change gear and activate ACC as required.
188	LDM	278			Engine speed! Shift down	Engine speed too low. Select lower gear if driving situation permits.
189	LDM	337			DCC failed!	Dynamic cruise control DCC failed. Have the problem checked by BMW Service.







No.	Control unit	ID code	Fixed indicator lamp	Variable indicator lamp	Check Control message	Message in Central Information Display
190	LDM	338			DCC deactivated! Parking brake	Dynamic cruise control DCC deactivated due to applied parking brakes. Reactivate DCC if required.
191	LDM	339			DCC deactivated! Excessive braking	Dynamic cruise control DCC deactivated due to long hill descent. Reactivate DCC if required.
192	LDM	340			DCC deactivated! Drive with moderation.	Dynamic cruise control DCC deactivated due to slippery conditions. Drive with moderation. Activate DCC as required under appropriate driving conditions.
193	LDM	341			DCC deactivated!	Dynamic cruise control DCC deactivated. Selected gear inappropriate for driving situation. Change gear and activate DCC as required.
194	LDM	342			DCC deactivated!	Dynamic cruise control DCC is inactive below 30 km/h (20 mph). Reactivate DCC if required.
195	MDS	260			Sunroof anti-trapping function!	Sliding sunroof anti-trapping function inactive. Have the problem checked by the nearest BMW Service.
196	MDS	262			Sunroof anti-trapping function!	Sliding sunroof anti-trapping function failed. Have the problem checked by the nearest BMW Service.
197	MRS	46			Fasten seat belt	
198	MRS	76				






No.	Control unit	ID code	Fixed indicator lamp	Variable indicator lamp	Check Control message	Message in Central Information Display
199	MRS	77				
200	MRS	91			Fasten seat belt	
201	MRS	92			Front passenger restraint system faulty!	Passenger seat belt. Seat belt pretensioner or seat belt force limiter malfunction. Ensure your seat belt is fastened despite the fault! Have the problem checked by the nearest BMW Service.
202	MRS	93			Driver restraint system faulty!	Driver's seat belt. Seat belt pretensioner or seat belt force limiter malfunction. Ensure your seat belt is fastened despite the fault! Have the problem checked by the nearest BMW Service.
203	MRS	94			Restraint system, rear left, faulty!	Left seat belt in rear compartment. Seat belt pretensioner malfunction. Ensure your seat belt is fastened despite the fault! Have the problem checked by the nearest BMW Service.
204	MRS	95			Restraint system, rear right, faulty!	Right seat belt in rear compartment. Seat belt pretensioner malfunction. Ensure your seat belt is fastened despite the fault! Have the problem checked by the nearest BMW Service.
205	MRS	97			Restraint systems malfunction!	Restraint systems. Function of airbags, seat belt pretensioner and belt force limiter faulty. Ensure your seat belt is fastened despite the fault! Have the problem checked by the nearest BMW Service.



No.	Control unit	ID code	Fixed indicator lamp	Variable indicator lamp	Check Control message	Message in Central Information Display
206	MRS	106			Rear left side airbag faulty!	Left rear compartment airbag. Side airbag faulty. Do not use left rear seat if possible. Have the problem checked by the nearest BMW Service.
207	MRS	107			Side airbag, rear right faulty!	Right rear compartment airbag. Side airbag faulty. Do not use right rear seat if possible. Have the problem checked by the nearest BMW Service.
208	MRS	108			Driver airbags faulty!	Driver airbags. Airbag malfunction. Have the problem checked by the nearest BMW Service.
209	MRS	109			Front passenger airbags faulty!	Passenger airbags. Airbag malfunction. If possible leave front passenger seat unoccupied. Have the problem checked by the nearest BMW Service.
210	MRS	181				
211	PDC	195			PDC failure!	Park distance control PDC failed. Have the problem checked by the nearest BMW Service as soon as possible.
212	RDC	139			Front left tyre failure!	Tyre failure. Stop carefully and change wheel, see Owner's Handbook. Runflat tyres (RSC): possible to continue journey at max. speed of 80 km/h. Restricted distance, see Owner's Handbook. Have the problem checked by the nearest BMW Service.

No.	Control unit	ID code	Fixed indicator lamp	Variable indicator lamp	Check Control message	Message in Central Information Display
213	RDC	140			Rear right tyre failure!	Tyre failure. Stop carefully and change wheel, see Owner's Handbook. Runflat tyres (RSC): possible to continue journey at max. speed of 80 km/h. Restricted distance, see Owner's Handbook. Have the problem checked by the nearest BMW Service.
214	RDC	141			Rear left tyre failure!	Tyre failure. Stop carefully and change wheel, see Owner's Handbook. Runflat tyres (RSC): possible to continue journey at max. speed of 80 km/h. Restricted distance, see Owner's Handbook. Have the problem checked by the nearest BMW Service.
215	RDC	142			Tyre pressure! Check	Tyre pressure too low or too high. Check and correct, see Owner's Handbook or inflation pressure sticker.
216	RDC	143			Front right tyre failure!	Tyre failure. Stop carefully and change wheel, see Owner's Handbook. Runflat tyres (RSC): possible to continue journey at max. speed of 80 km/h. Restricted distance, see Owner's Handbook. Have the problem checked by the nearest BMW Service.
217	RDC	144			Tyre pressure control failure!	Temporary operating fault in RDC tyre pressure control (due to external cause or additional RDC wheels in vehicle). Possible to continue journey.

No.	Control unit	ID code	Fixed indicator lamp	Variable indicator lamp	Check Control message	Message in Central Information Display
218	RDC	145			Tyre pressure control deactivated!	Tyre pressure control RDC not available as wheel without sensor is mounted. Possible to continue the journey. Have the problem checked by the nearest BMW Service.
219	RDC	147			Tyre puncture!	Tyre failure. Stop carefully and change wheel, see Owner's Handbook. Runflat tyres (RSC): possible to continue journey at max. speed of 80 km/h. Restricted distance, see Owner's Handbook. Have the problem checked by the nearest BMW Service.
220	RDC	149			Tyre pressure control failure!	Tyre pressure control RDC not available. Tyre failure and pressure loss cannot be detected. Have the problem checked by the nearest BMW Service.
221	RDC	192			RDC initialising during journey!	RDC is initialized. RDC not available for approx. 15 to 30 minutes. Tyre failure can temporarily not be detected. Initialization while driving.
222	RDC	265			Tyre pressure! Check again	Tyre pressure. Right/left pressure difference too high. Recheck tyre pressures, see Owner's Handbook or inflation pressure label.
223	RDC	327			RDC initialising during journey!	RDC is initialized. RDC not available for up to 3 minutes. Tyre failure can temporarily not be detected. Initialization while driving.

No.	Control unit	ID code	Fixed indicator lamp	Variable indicator lamp	Check Control message	Message in Central Information Display
224	TCU	296			No SOS calls! Mobile phone?	SOS calls not possible. Insert mobile phone and switch on.
225	TCU	297			Assist emergency call not enabled!	BMW Assist emergency call not possible as not enabled. Refer to BMW Assist agreement and check settings.
226	TCU	298			Assist emergency call not available!	BMW Assist emergency call. BMW Assist emergency call not possible in this country. Consult conditions for BMW Assist roaming.
227	TCU	299			SOS call system fault!	SOS call system fault. SOS call system functions restricted or failed. Have the problem checked by the nearest BMW Service.
228	TCU	300			Assist emergency call not available! SIM?	BMW Assist emergency call not available. SIM card not inserted or unusable.